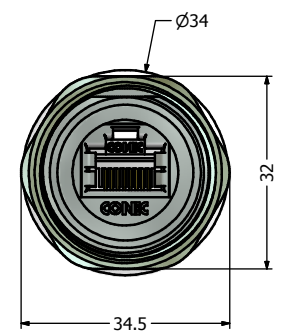
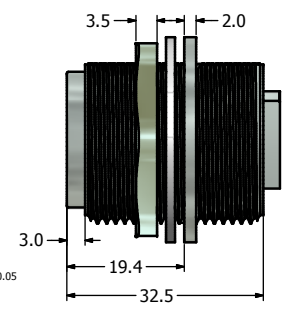
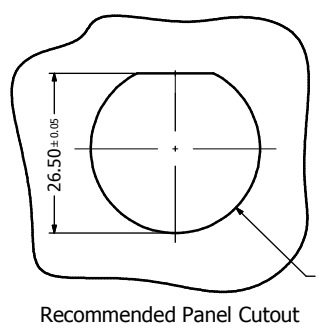


Notes:

1. Electrical Specifications:
 - Meets EIA/TIA-568-B.2-10 Cat.5A Channel Specification
 - Contact Resistance: 20mOhm max.
 - Insulation Resistance: 500MOhm min. @ 100 VDC
 - Current Rating: 1.0A max. at 25° C
 - Working Voltage: 100 VDC
 - DWV: 1000 VDC/60s Contact to Contact, 1500 VDC/60s Contact to Metal Shell
 - Operating Temperature: -40° C to +85° C
2. Material and Finish:
 - Ⓒ - Receptacle Housing, Zinc Die-Cast, Nickel Plated
 - Metal Cover, Panel Nut: Brass, Nickel Plated
 - Ball Chain: Copper Alloy, Nickel Plated
 - Panel Gasket: Silicon, Color: White
 - Ⓑ - Cover Gasket: Silicon, Color: White
 - Cat.6A RJ45 Jack Metal Shell: Copper Alloy, Nickel Plated
 - Cat.6A RJ45 Jack Plastic Housing: Glass filled PBT UL94 V-0, Color: Black
 - Cat.6A RJ45 Jack Contacts: Phosphor Bronze, Finish: 50u" Gold min. over Nickel
3. Connector can be front or rear mounted to a maximum panel thickness of 3.2mm.
4. IP67 rated when fully mated with appropriate mating connector

Directive 2002/95/EC RoHS Compliant



THIS DRAWING MAY NOT BE COPIED OR REPRODUCED IN ANY WAY AND MAY NOT BE PASSED ON TO A THIRD PARTY WITHOUT WRITTEN PERMISSION. OWNERSHIP AND COPYRIGHT OF CONEC CORPORATION.	Customer:			Tolerance Unless otherwise specified 0 PLC ± 0.50 1 PLC ± 0.38 2 PLC ± 0.25 3 PLC ± 0.10 ANGLES ± 3°		Scale:	Dim. in mm
	Name	Title	Approval Date			Material: See Notes	
				2011	Date	Name	Receptacle + Cover Assembly Kit with Shielded Cat.6A RJ45 Inline Coupler Metal Version
				Draw.	Jun. 06	Vincent Ke	
				Appd.	Jun. 06	J. Chaudry	
				Norm		Drawing No.: 17K1A260	DIN A3
c	1	Jan/12/2012	Vincent Ke	D-old			Part No.: 17-150154
b	1	Jul/12/2011	Vincent ke				
a	original						
Rev.	Changes	Date	Name	CONEC			