




APPLICABLE STANDARD				
RATING	OPERATING TEMPERATURE RANGE	-55 °C TO 85 °C	STORAGE TEMPERATURE RANGE	-10 °C TO 60 °C <sup>(3)</sup>
	VOLTAGE	100 V AC	OPERATING HUMIDITY RANGE	40 % TO 80 %
	CURRENT	0.4 A	STORAGE HUMIDITY RANGE	40 % TO 70 % <sup>(3)</sup>
<b>SPECIFICATIONS</b>				
ITEM	TEST METHOD	REQUIREMENTS	QT	AT
<b>CONSTRUCTION</b>				
GENERAL EXAMINATION	VISUALLY AND BY MEASURING INSTRUMENT.	ACCORDING TO DRAWING.	X	X
MARKING	CONFIRMED VISUALLY.		X	X
<b>ELECTRIC CHARACTERISTICS</b>				
CONTACT RESISTANCE	100 mA (DC OR 1000 Hz).	80 mΩ MAX. <sup>(1)</sup>	X	-
CONTACT RESISTANCE MILLIVOLT LEVEL METHOD	20 mV MAX, 1 mA(DC OR 1000Hz)	100 mΩ MAX. <sup>(2)</sup>	X	-
INSULATION RESISTANCE	250 V DC.	100 MΩ MIN.	X	-
VOLTAGE PROOF	300 V AC FOR 1 min.	NO FLASHOVER OR BREAKDOWN.	X	-
<b>MECHANICAL CHARACTERISTICS</b>				
MECHANICAL OPERATION	50 TIMES INSERTIONS AND EXTRACTIONS.	① CONTACT RESISTANCE: 100 mΩ MAX. <sup>(2)</sup> ② NO DAMAGE, CRACK AND LOOSENESS OF PARTS.	X	-
VIBRATION	FREQUENCY 10 TO 55 Hz, AMPLITUDE : 1.5 mm, AT 2 h FOR 3 DIRECTION.	① NO ELECTRICAL DISCONTINUITY OF 1 μs. ② CONTACT RESISTANCE: 100 mΩ MAX. <sup>(2)</sup>	X	-
SHOCK	490 m/s <sup>2</sup> , DURATION OF PULSE 11 ms AT 3 TIMES FOR 3 DIRECTIONS.	③ NO DAMAGE, CRACK AND LOOSENESS OF PARTS.	X	-
<b>ENVIRONMENTAL CHARACTERISTICS</b>				
DAMP HEAT (STEADY STATE)	EXPOSED AT 40±2 °C, 90 ~ 95 %, 96 h.	① CONTACT RESISTANCE: 100 mΩ MAX. <sup>(2)</sup> ② INSULATION RESISTANCE: 100 MΩ MIN.	X	-
RAPID CHANGE OF TEMPERATURE	TEMPERATURE-55→+15~+35→+85→+15~+35°C TIME 30 → 2~3 → 30 → 2~3 min UNDER 5 CYCLES.	③ NO DAMAGE, CRACK AND LOOSENESS OF PARTS.	X	-
CORROSION SALT MIST	EXPOSED IN 5 % SALT WATER SPRAY FOR 48 h.	① CONTACT RESISTANCE: 100 mΩ MAX. <sup>(2)</sup> ② NO HEAVY CORROSION.	X	-
HYDROGEN SULPHIDE	EXPOSED IN 3 PPM FOR 96 h. (TEST STANDARD: JEIDA-38)		X	-
RESISTANCE TO SOLDERING HEAT	1) REFLOW SOLDERING : 250 °C MAX, : 220 °C MIN, FOR 60 s 2) SOLDERING IRONS : 360 °C, FOR 5 s	NO DEFORMATION OF CASE OF EXCESSIVE LOOSENESS OF THE TERMINALS.	X	-
SOLDERABILITY	SOLDERED AT SOLDER TEMPERATURE, 240 ± 3°C, FOR IMMERSION DURATION, 3 s.	A NEW UNIFORM COATING OF SOLDER SHALL COVER A MINIMUM OF 95 % OF THE SURFACE BEING IMMersed.	X	-
COUNT	DESCRIPTION OF REVISIONS	DESIGNED	CHECKED	DATE
				
REMARK		APPROVED	HS.OKAWA	05.11.09
(1)THIS CONNECTOR'S INITIAL CONTACT RESISTANCE SHALL BE 80 mΩ,BECAUSE OF THE BULK RESISTANCE OF STACKING HEIGHT 16 mm TYPE.		CHECKED	HS.OZAWA	05.11.08
(2)AFTER TEST, THE CHANCE OF THE CONTACT RESISTANCE SHALL BE 20 mΩ MAX.		DESIGNED	KY.NAKAMURA	05.11.08
(3)THIS STORAGE INDICATES A LONG-TERM STORAGE STATE FOR THE UNUSED PRODUCT BEFORE THE BOARD MOUNTED.		DRAWN	SY.KAMIGA	05.11.08
Unless otherwise specified, refer to JIS C 5402.				
Note	QT:Qualification Test AT:Assurance Test X:Applicable Test	DRAWING NO.	ELC4-150843-21	
	SPECIFICATION SHEET	PART NO.	FX8C-100P-SV2 (91)	
	HIROSE ELECTRIC CO., LTD.	CODE NO.	CL578-0545-4-91	 1/1